

MUSEUM FROM HOME

Edition 3: Rock Climbing | April 6, 2020



Carl Rungius, *In the Bighorn Country, c.1943*, oil on canvas, 28 x 90 in. Museum Purchase. 80.117

Look!

How many Bighorn sheep can you find?

Why do you think not all the sheep's horns are in a spiral shape?

How do you think the sheep were able to climb so high?

Learn!

This painting features the Bighorn sheep of the Western United States. These majestic sheep can be found on rocky mountain cliffs or in the meadows around them. They can run and jump over slippery rocks without falling because their hooves give them good footing. They can weigh up to 300 pounds with horns weighing a whopping 30 pounds! Male bighorn sheep, called rams, are identified by their large spiral horns that grow throughout their lives. Female bighorn sheep are called ewes and have slender, straighter horns.

The artist, Carl Moritz Rungius, is a famous American wildlife artist who painted all types of large animals like the Bighorn sheep in their natural habitats. From the time he was a child, he was fascinated by animals and their anatomy and painted them from life.

When he was 25, Carl was invited on a moose-hunting trip in Maine, and from there he traveled to Wyoming, which proved to be a life-changing experience. In 1896, he *emigrated* (*moved*) to the United States from Germany.

His arrival to the United States happened at a time when people were recognizing that animals and birds were being over hunted. Many feared that some species would become extinct. His lifelike paintings of animals were so beautiful and caught the eye of very important *conservationists* (*people who act for the protection and preservation of the environment and wildlife*). Theodore Roosevelt was one of those conservationists who helped to shape the animal and bird conservation that we have in place today such as the National Forest Service, Bird Reserves and National Parks.


Rungius is considered one of the finest North American wildlife painters, and his work continues to be appreciated. If you would like to see more of his work, visit the National Museum of Wildlife Art in Jackson, Wyoming.

<https://www.wildlifeart.org/art/collection/>


Do!

**Name the animals below
to solve the puzzle!**


Wilderness Animals Crossword Puzzle



ACROSS



DOWN



Need Help? Answers are on the next page.

Patterned & Textured Silhouette Creations

This project is about looking at the patterns and textures on animals.

Pattern: think of the repeating shapes that appear on a snake's skin or on a leopard's fur.

Texture: What would it feel like if you touched that animal? Think of a porcupine's rigid pointy quills or the soft fur of a rabbit.

Silhouette: is an outline of something filled in with a solid usually black color.

To make your colorful cool creation, you will need to gather materials to get started.

Project Materials:

- Black and white paper
- Pencil
- Glue
- Scissors
- Colored pencils, crayons, markers or paint



How to Create Your Masterpiece:

1. Choose your favorite animal and think about the pattern and texture of its skin or fur.
2. Trace the outline of your animal on your black paper with a pencil.
3. Cut the outline of your animal out of the black paper and save it.
4. Draw your animal pattern on your white paper.
5. Then fill in the colors inside your pattern. Think about what the texture of your animal's skin would feel like and how you will convey that with your lines. For example, if your animal's fur texture is fuzzy, use short soft strokes. If it is spiky like a porcupine, use long defined strokes.
6. When your background is complete (and dry if you use paint), glue your animal silhouette to your patterned paper. When gluing, be sure to apply glue lightly and go all the way to the edges. Press the silhouette gently so it sticks to the paper.

Tip:

Look at books that you may have at home or go online to see images of animals to help you make your animal creation.

Resource: <https://feltmagnet.com/crafts/Learning-Patterns-and-Texture-through-Animals---A-Childrens-Art-Project>

Answer Key

Wilderness Animals Crossword Puzzle Key:

Across:

1. Moose
5. Buffalo
6. Snake
7. Horse
8. Porcupine
9. Eagle
10. Deer
11. Lizard
13. MountainGoat

Down:

1. MountainLion
2. Mouse
3. Coyote
4. Prairie Dog
12. Bear